

Invisible Protector

Plant-based protection that preserves the natural look of wood

Invisible Protector is a protection that preserves the natural look of wood, based on a high-quality plant-based emulsion, to be applied in 3 layers. The original surface gets a durable protection with an invisible finish. You can apply Invisible Protector on almost all wood types and it also preserves the natural look and feel of darker wood types. Invisible Protector is based on a revolutionary plant-based resin.



PRODUCT INFORMATION

> Specific characteristics

- 100 % invisible look
- Based on a plant-based resin and water
- 1 component
- Low consumption: 12-14,5 m²/L per layer
- Excellent wear and UV resistance
- Superior resistance to burnishing/polishing (mar resistance)
- Suitable for almost all indoor wooden surfaces including dark wood species
- Easy to apply on brushed and sanded wood
- Natural look and feel of wood are preserved
- Transparent finish
- Limited chance for overlaps or roller marks
- Can be used on top of Pre-Aging without changing the colour
- VOC 2010 compliant

> Technical characteristics

- 1 component plant-based resin
- Solid content 25-30 %
- VOC content < 2 %
- NMP-free
- APEO-free
- Liquid at 20 °C
- Milky white liquid
- Non-flammable
- Specific density ca. 1 at 20 °C
- Mild odour

› Packaging



› Storage

The product can be stored for up to 12 months. Store in dry conditions and in the original packaging. Keep away from frost. Do not store above 30°C.

APPLICATION INFORMATION

› Instructions

› Apply a minimum of 3 layers with a roller on untreated wood

STEP 1. Sand the surface according to the desired smoothness (grit 120) and make sure the surface is free of scratches. Thoroughly remove sanding dust with a vacuum cleaner. Finish the floor immediately after sanding (because of the oxidation of the wood).

STEP 2. Let Invisible Protector stabilise to room temperature (ideally between 18 and 25 °C). Ideal humidity is not over 70%. Shake the Invisible Protector jerrycan thoroughly until any settlement has disappeared.

STEP 3. Apply the first layer of Invisible Protector (see point 3: Tips & tricks) using Rubio Monocoat White Roller with a consumption of ca. 80 g/m². Allow to dry for 3 - 4 h.

STEP 4. Apply the second undiluted layer onto the surface with White Roller with a consumption of ca. 75 g/m². Leave to dry 6 to 8 h (dry to the touch).

STEP 5. Before applying the third and last layer, it is recommended to intermediate sanding with a 220/240 grit and removing the sanding dust thoroughly. Apply the final coat with a consumption of ca. 75 g/m² (see step 4). Leave to dry 16 to 24 h (overnight).

› Maintenance Instructions

Cleaning can be done with All Natural Wood Cleaner or All Natural Wood Cleaner Spray.

> Tips & Tricks

- When applying a third layer you can add 10% Invisible Protector Component B to the product to make the surface even stronger. Stir well until a homogeneous mixture is obtained. This is mostly recommended for public spaces, countertops in bathrooms and kitchens, food trays and other stain-sensitive surfaces, since the B component increases stain resistance. The B component is also compliant with the certificates obtained.
- To achieve the best results, Invisible Protector must be applied immediately after sanding.
- Add 10 % water for the first layer on highly absorbent substrates or at higher temperatures.
- When the product is poured out, we recommend waiting for 5 minutes to start working. This allows the air bubbles to disappear before applying the product.
- Make sure to work with a well saturated roller (an unsaturated roller gives an uneven result).
- We recommend using a new roller after each layer.
- Always try to work wet in wet to avoid overlaps or drying marks.
- It is better to work in lanes of 0,5-meter-wide and covering the total width of the room to finish.
- Make sure the underfloor heating is deactivated, preferably a couple of days before the job.
- Try to avoid too much ventilation during the application, this to prevent drying too fast.
- We recommend keeping doors and windows closed.
- Avoid direct sunlight on the surface.
- Invisible Protector is not compatible with Tannin Primer, WoodPrep, Smoke, Fumed and Precolor Easy.

INFORMATIONAL

Non-yellowing effect:

The product itself does not yellow, but does not stop the natural oxidation of the wood either. However, it does have an invisible effect on wood, thus avoiding the natural darkening of the wood which is typically the case with oil.

INFORMATIONAL


Cleaning and maintenance: do not clean with any water, All Natural Wood Cleaner or All Natural Wood Cleaner Spray for at least 5 days following application. Please refer to the technical data sheet for detailed instructions.

> Consumption

12-14,5 m²/L per layer

These usages are merely indicative. Results depend on wood type and method of preparation. It is always recommended to make a sample in order to calculate the exact usage.


> Tools




Rubio Monocoat
White Roller

The used tools must be cleaned with water after application.


> Related products



Invisible Protector
Component B (100
ml)



All Natural Wood
Cleaner



All Natural Wood
Cleaner Spray

> Certificates



Check the packaging and the safety data sheet for more details.

For our complete assortment of products for the protection and colouring of interior and exterior wood, please visit www.rubiomonocoat.com

LIABILITY: It is the user's responsibility to establish, through his own tests, whether the product is suitable for the chosen application. In no case can Muylle Facon NV be held liable for any consequential damage. The information above may be subject to changes, which will be published in the updated versions of the technical data sheet. We cannot be held liable for poor results due to causes that are not related to the quality of the product. This technical information has been drawn up based on the currently available information and knowledge. The most recent technical data sheets can be requested or are available on the website. **Date of TDS: 30/08/2023. Check the safety information before using the product.**



Rubio[®]
MONOCOAT
MUYLLE  FACON

Muylle Facon NV

Ambachtenstraat 58
8870 Izegem (BELGIUM)

Phone +32 (0) 51 30 80 54

Fax +32 (0) 51 30 99 78

info@muyllefacon.be

www.rubiomonocoat.com